



Lesson: Voice Impression Activities

Ages: 8-18

Projected time:

6-10min for the 1st activity

50-60min for the 2nd activity

Supplies needed: Any internet capable device (SmartTV for example) or computer with access to YouTube. Pencil/Pen and paper or notebook.

Project Intro: Students will be watching youtube videos and imitating what they see and hear. One video is about the physicality of voice imitation. In the other video, with Steve Irwin (image 1), they'll be able to practice those vocal techniques and animal acting/imitation skills.

Artist or Medium Reference:

New York Vocal Coaching in Midtown Manhattan is NYC's leading Vocal Studio founded by internationally-recognized Voice Teacher.

Stephen Robert Irwin (22 February 1962 – 4 September 2006), nicknamed "The Crocodile Hunter", was an Australian zookeeper, television personality, wildlife expert, environmentalist and conservationist.

http://www.crocodilehunter.com.au/crocodile_hunter/about_steve_terri/

<https://www.biography.com/personality/steve-irwin>

<https://www.australiazoo.com.au/>

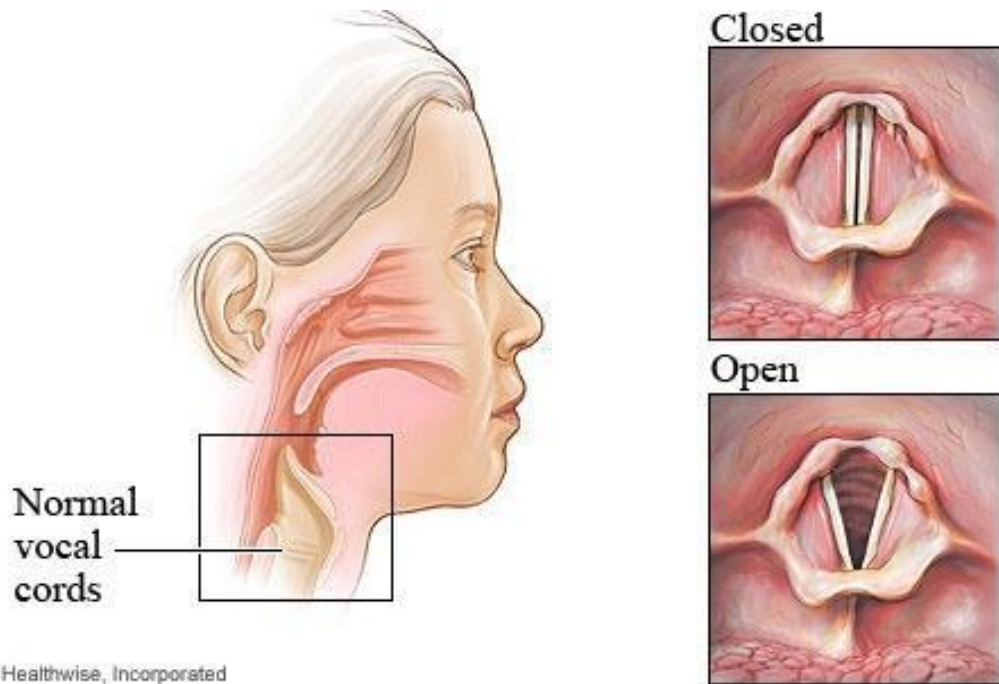
Vocabulary:

Environmentalist: a person who is concerned with or advocates the protection of the environment.



Encyclopedia Britannica, Volunteers picking up trash, 2020

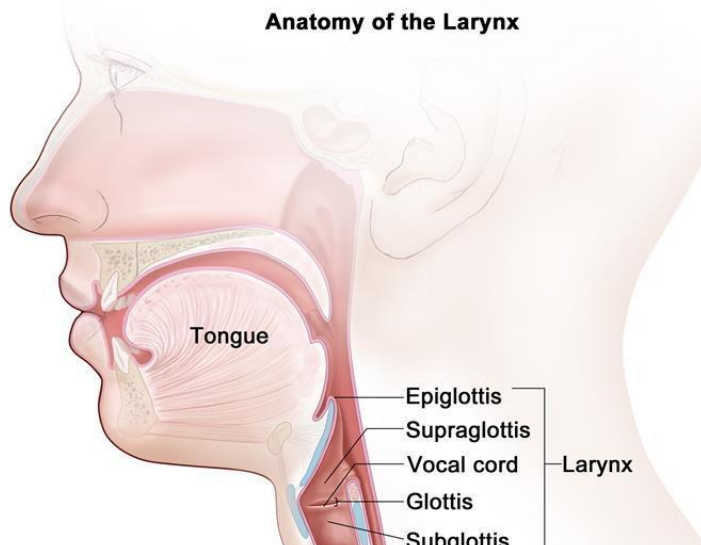
Vocal Cords:
folds of
membranous
tissue that
project inward
from the sides
of the larynx to
form a slit
across the
glottis in the
throat, and
whose edges
vibrate in the
airstream to
produce the
voice.



© Healthwise, Incorporated

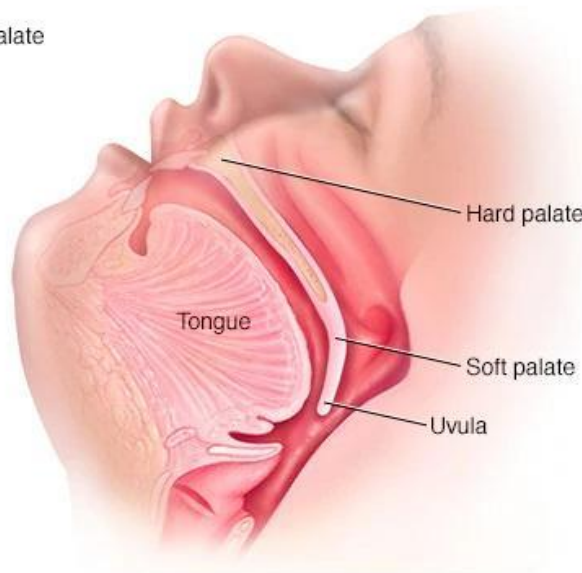
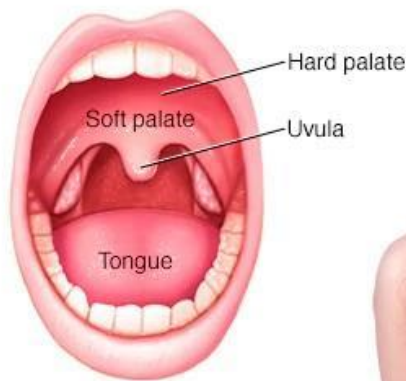
Healthwise, Normal vocal cords, 2019

Larynx: the hollow muscular organ forming an air passage to the lungs and holding the vocal



ords in humans and other mammals; the voice box.

Tongue: the fleshy muscular organ in the mouth of a mammal, used for tasting, licking, swallowing, and (in humans) articulating speech



Soft Palate: the fleshy, flexible part toward the back of the roof of the mouth.

© MAYO FOUNDATION FOR MEDICAL EDUCATION AND RESEARCH, ALL RIGHTS RESERVED.

Articulation: the formation of clear and distinct sounds in speech

Prosody: the patterns of rhythm, intonation, and stress of the voice

Project steps:

1. Using your preferred device click on this YouTube link and watch the short video: ["What Is A Voice Breakdown?"](#)

2. Follow along with each of the six sections of the video and attempt to reproduce the voices associated with each section. If you feel any discomfort, pause the video and take a short break. If possible, take notes of each of the six sections so that you can go over them during the next video.
3. After the video “What Is A Voice Breakdown” ends, designate a safe and clean play area with enough room to move around without falling or tripping over any objects. This play area will be your performance space or stage.
4. After preparing your “stage” proceed to the next video with Steve Irwin.
[The Ten Deadliest Snakes In The World](#)
5. Inside this performance space you will follow along with the video and attempt to imitate Steve Irwin's voice and behaviours or the sounds and behaviours of the snakes currently on screen. If possible, find a partner and take turns playing the role of Steve Irwin and the snake or animal on the screen.
6. Take note of the way Steve Irwin places himself near the snake and the way he looks at them. Write down anything that looks interesting or funny.
7. Follow along with the video and pause and replay any part of the video that you like. Refer to your notes and try to refine your performance little by little with the help of a partner or family member.
8. After the video ends, try and test yourself on how well you can imitate Steve Irwin without the video playing in the background. Can you hold a conversation with your family or partner while imitating Steve Irwin?
9. Good job completing this lesson! Drink water and take a break before moving on to another lesson.



Image 1. Steve Irwin with a snake, 2002.